


_____ Ee Ff li Kk Nn Tt _____

Para ihop stor och liten bokstav.
Dra streck.



E	k	l	n
t	N	e	F
K	f	T	i

Skriv bokstaven som saknas.

K	<u> </u> k	<u> </u> e	N	<u> </u>	<u> </u> i		
<u> </u>	f	l	<u> </u>	<u> </u>	t	F	<u> </u>
T	<u> </u>	<u> </u>	k	E	<u> </u>	<u> </u>	n

Måla bokstäverna.

Rita en bild till ordet.




Ee Ff li Kk Nn Tt

Dra streck till rätt bild.


Måla bilden.

Skriv rätt ord.

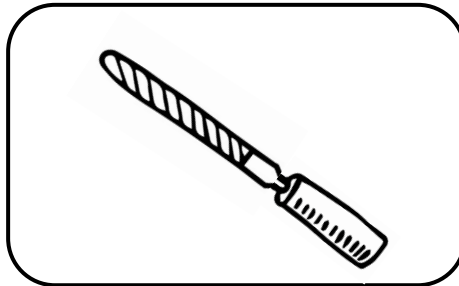
TE
te



REN
ren



KO
ko




SIL
sil



TE

te

FIL
fil



Stora bokstäver

A

rak form

B

rak och kurvig form



C

kurvig form

Viken form har bokstäverna?

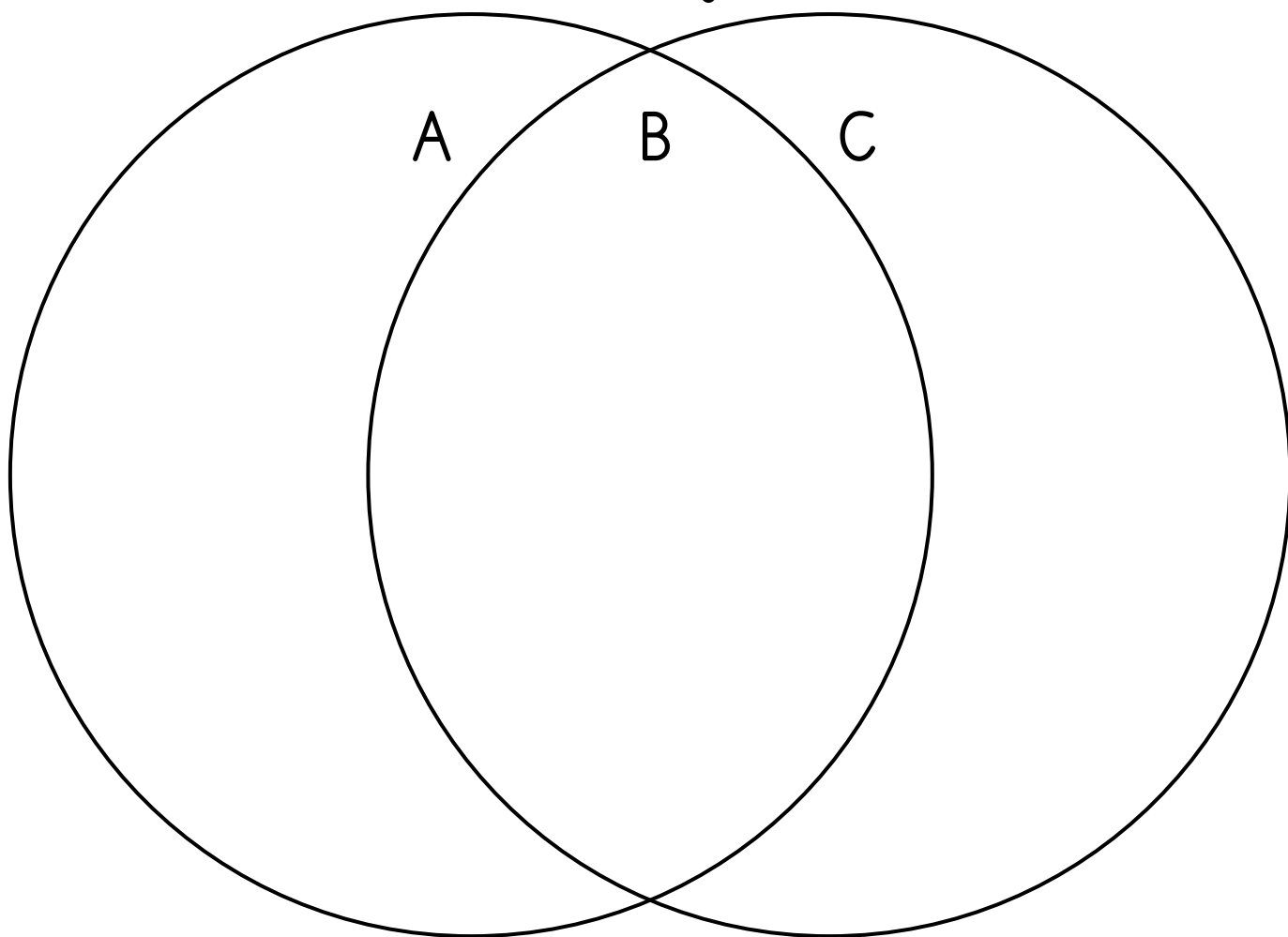
Skriv in bokstäverna på rätt plats i diagrammet.

ABCDEFGHIJKLMNOPQRSTUVWXYZÅÄÖ

rak form


kurvig form

rak och kurvig form


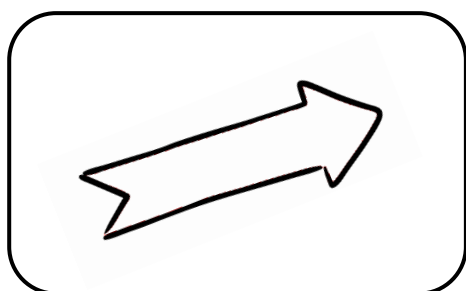


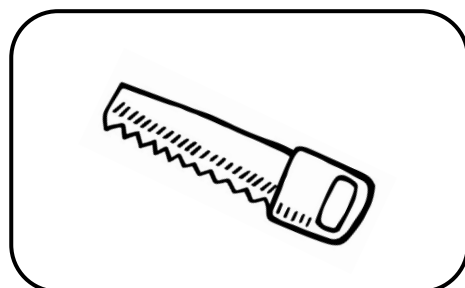


Rimord 1

Para ihop rimorden. Dra streck.
Skriv orden och måla bilderna.



ros



mos

